



Let's Draw with Tina

SWAN




Created by

Tina Mation




Let's Draw with Tina



SWAN


Step One



use your pencil to draw the outline shapes for your character.



Let's Draw with Tina



SWAN

Step Two



Draw the
important
details



Let's Draw with Tina



SWAN

Step Three



Use a black felt-tipped pen to finish your drawing. Erase the pencil lines you don't need.




Let's Draw with Tina



Swan

Step Four



Finally you can
colour to your
Swan.



